


## Bucks Point sampler bookmark

*Jim Martin*

Jim started making bobbin lace in 2012 after taking his first introductory class at the Ithaca Lace Day held in Ithaca, NY each October. After working on many small Torchon lace projects, he took his first class in Bucks Point lace with Holly van Sciver at the 2013 NELG Retreat. Following that he continued to work on several Buck Point samplers – this one being the most recent.




This bookmark is from the book “All about Making Geometric Bucks Point Lace” by Alexandra Stillwell. Jim says, “I was enticed by the opportunity to try the number of different ground stitches that it presented”. The bookmark has been worked using Egyptian Cotton 80/2.



Mayflower




Honeycomb with tallies




Cord filling




Lattice




Cloth stitch blocks



Cloth stitch bars with cucumbers



Spiders



Cloth stick blocks #2